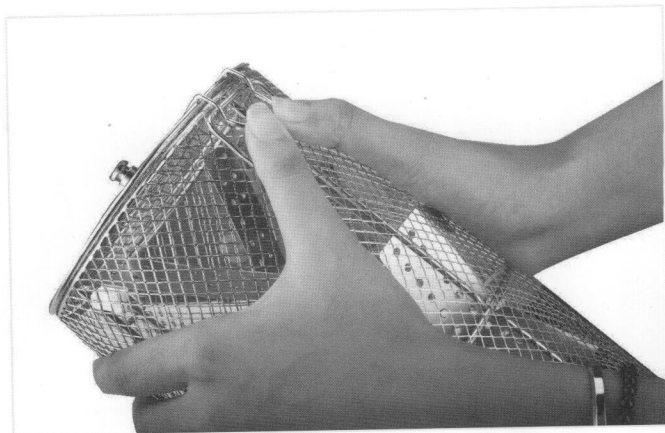



## DIRECTIONS FOR OPENING YOUR ROASTING DRUM




CUP THE ROASTING DRUM WITH BOTH HANDS  
AND USING BOTH THUMBS PUSH UP ON LID




WHEN MOVING THE ROASTING DRUM ALWAYS USE  
BOTH HANDS AROUND THE CYLINDER

## WRONG WAY TO OPEN



DO NOT PULL THE LATCH AS SHOWN ABOVE



DO NOT PULL OR SQUEEZE THE LID AS  
SHOWN ABOVE